

THERMOGUARD

FIRE & PROTECTIVE PAINTS

TECHNICAL DEPARTMENT

Telephone: 01142 768008 ■ Fax: 01142 381966 ■ Email: technical@thermoguard.co.uk

Customer Name			
Customer Contact		Telephone	
Merchant Supplier		Town	
Site Address			

Fire Protection Rating	30mins	60mins	90mins	120mins	
Is the steel	Primed	Visible	Dry Internal	Damp Internal	External
Are the Roof and Walls Erected	Yes	No	Concrete Floor above	Yes	No

DETAILS OF STEEL

Section Type/Shape	Sides to Paint <small>See diags page 2</small>	Vertical Post VP Horiz. Floor Beam FB Rafter R	Support Floor or Wall Yes/No	Web Depth mm <small>See top diag page 2</small>	Flange Width mm <small>See top diag page 2</small>	Either / Or		Total Length ** <small>(see below)</small>
						Mass per Kg <small>(If known)</small>	Thickness Of Flange mm	

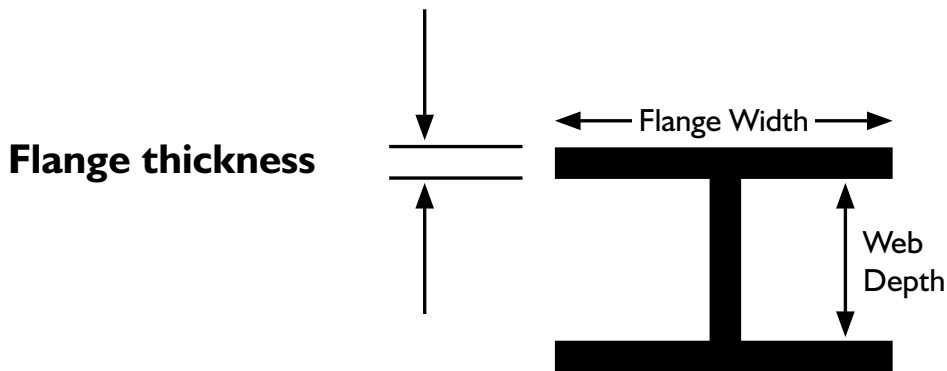
You can fill in this form digitally using a PDF app such as Adobe Reader – available free online.

REFER TO THE SKETCHES ON 2ND PAGE OF THIS FORM



****** Group together pieces of steel which have same combination of dimensions for web, flange, flange thickness to give a total length
eg 1 piece 3m, 1 piece 4m with web 180, flange 200, flange 10 thick = total length 7m

www.thermoguard.co.uk


STEEL TERMINOLOGY




FIRE EXPOSURE



2 SIDES


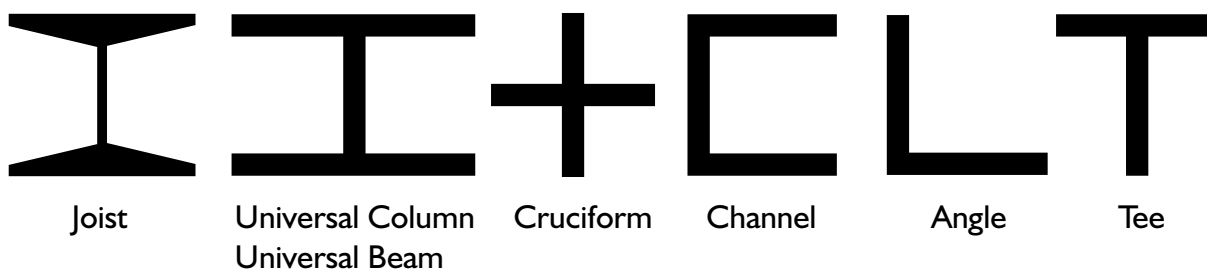


1 SIDE



1 WEBB

STEEL TYPES



CHS



SHS



RHS